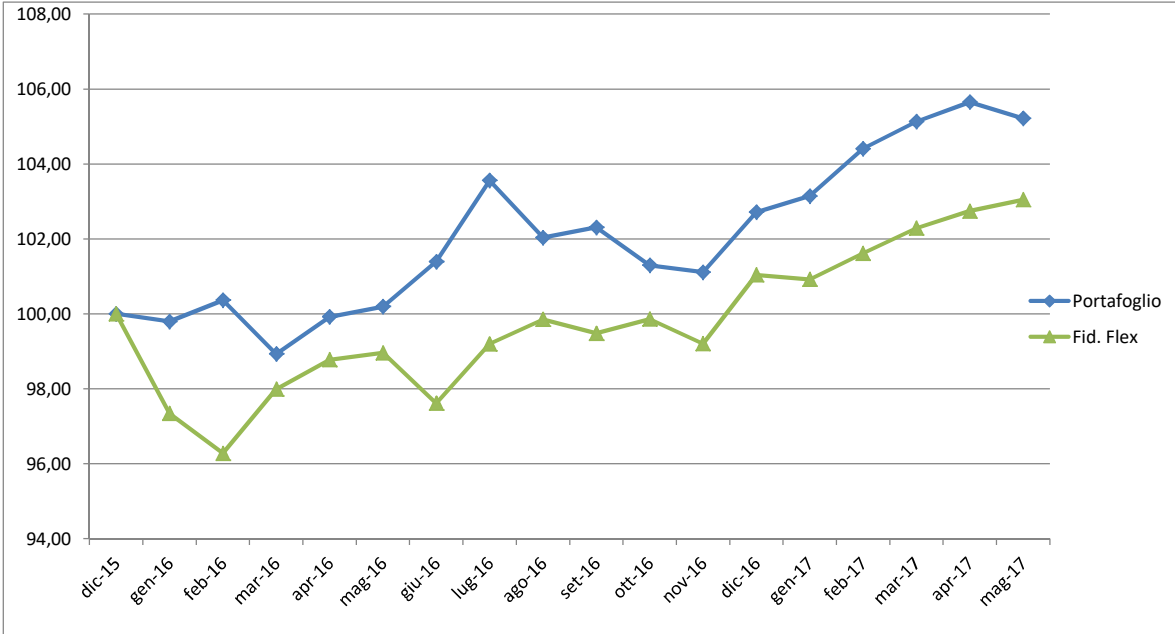


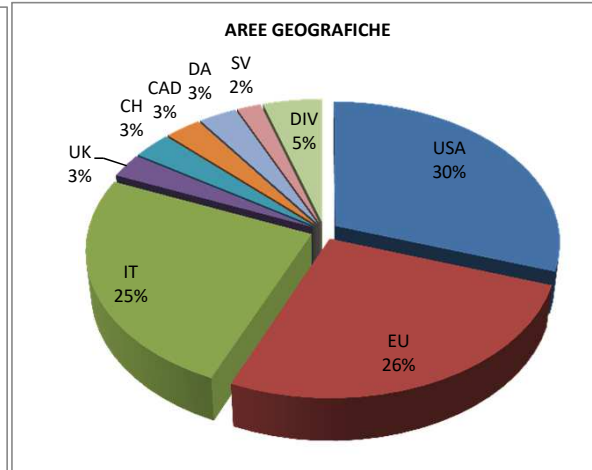
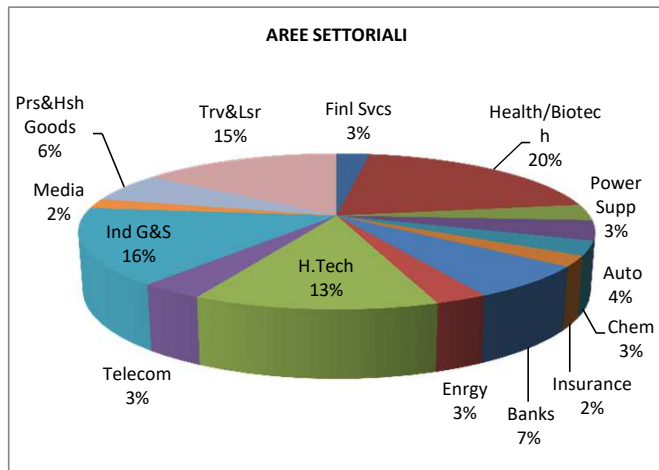
Advisoring su portafoglio flessibile SICAV

2016  
2017

	Jan	Febr	March	Apr	May	Jun	Jul	Aug	Sept	Oct	Nov	Dec	Tot. Year	DvSt
2016	-0,20	0,57	-1,43	1,00	0,27	1,20	2,14	-1,47	0,34	-0,99	0,45	1,58	3,46	4,13
2017	0,42	1,22	0,69	0,49	-0,41								2,41	2,04



Azioni	53,98	7,39	46,59	USD	30,78
Obbligazioni	25,89	0,00	25,89	EUR	52,95
Commodity	4,63	0,00	4,63	CHF	3,12
Liquidità	5,79	0,00	5,79	GBP	2,78
				DKK	3,08
				SEK	1,93
				ZAR	4,79
				CAD	0,56



Principali 10 titoli

Nome	Settore	Paese	% su portaf
AREVA 2021	Power supp	EU	10,43
ETF SHORT	Index	EU	7,39
ALERION 2022	Power supp	ITALIA	4,96
IBRD 2017	Sovran	DIVERSI	4,79
SPDR GOLD	Index	USA	4,34
FLUGHAFEN ZUERICH	Trv&Lsr	SVIZZERA	3,12
ZOETIS	Biotech	USA	2,58
CANADIAN RAILWAY	Trv&Lsr	CA	2,37
TELEPERFORMANCE	Ind G&S	EU	2,36
GENMAB	Biotech	DANIMARC	2,31
DASSAULT AVIA	Ind G&S	EU	2,15
ALPHABET	H.Tech	USA	2,08

Valutazione portafoglio

Fondamentali		Fideuram flex	
P/E	33,10	Beta 2yr	0,00
P/Sales	8,15	Beta 1yr	0,15
P/BV	7,42	Beta 6m	0,08
		Alfa 2yr	0,00
		Alfa 1yr	0,19
		Alfa 6m	0,50
Rating	A-AAA 46,03%	Duration	3,99
	B-BBB 0,00%		
	NR 53,97%		