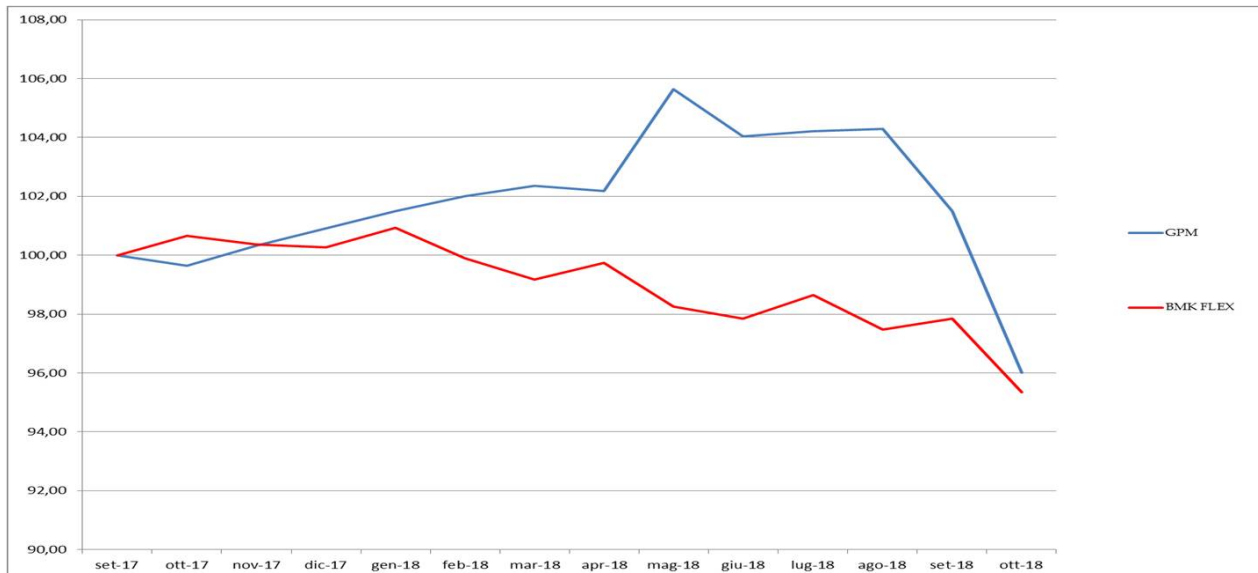


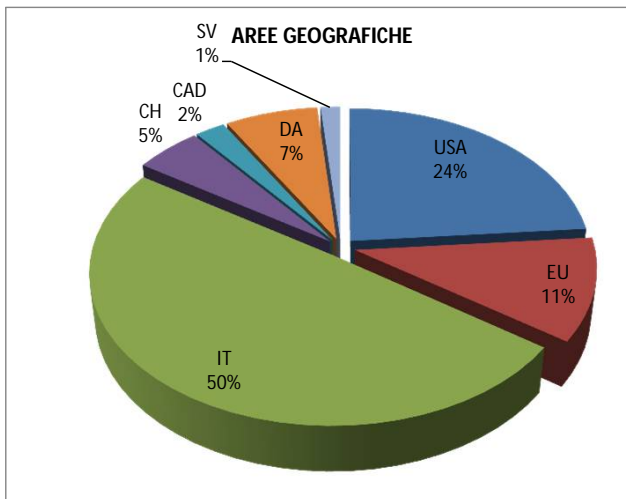
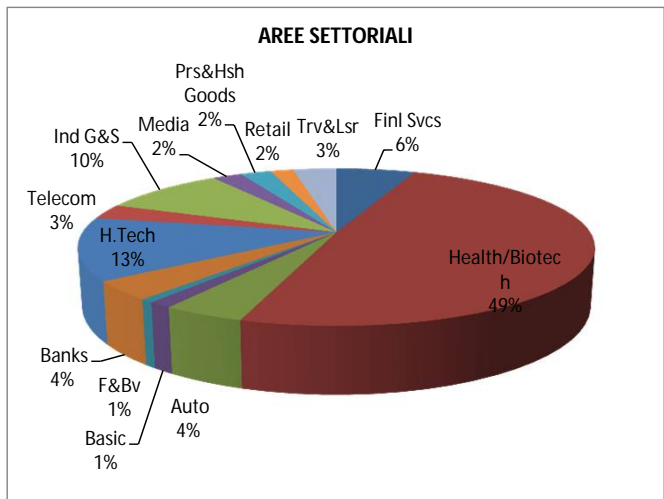
Risultati medi GPM

2017
2018
2019

	Jan	Febr	March	Apr	May	Jun	Jul	Aug	Sept	Oct	Nov	Dec	Tot. Year	DvSt
2017										-0,35	0,67	0,59	0,91	1,96
2018	0,58	0,51	0,37	-0,19	3,47	-1,60	0,17	0,09	-2,80	-5,50			-4,90	4,46
2019													0,00	0,00



Asset class	% Lunga	% Corta	% Netta	Currency	%
Azioni	45,38	7,23	38,15	USD	22,25
Obbligazioni	37,84	0,00	37,84	EUR	62,94
Commodity	3,56	0,00	3,56	CHF	4,74
Futures	0,00	0,00	0,00	GBP	1,44
Liquidità	5,99	0,00	5,99	SEK	1,38
				CAD	2,13
				DKK	6,56



Principali 10 titoli

Nome	Settore	Paese	% su portaf
PERFORMANCE SOLUTION	Bond	IT	37,84
ETF SHORT	Hedging	EU	7,23
PAYPAL HOLDINGS	H.Tech	USA	5,32
BOEING	Ind G&S	USA	4,49
CHR HANSEN HOLDING	Health/Biotech	DA	4,43
ZOETIS	Health/Biotech	USA	4,38
FERRARI	Auto	EU	4,34
GN STORE	Health/Biotech	DA	4,14
LONZA GROUP	Health/Biotech	CH	3,98
STRAUMANN HOLD	Health/Biotech	CH	3,95

Valutazione portafoglio

Fondamentali		Fideuram flex	
P/E	32,15	Beta 2yr	0,00
P/Sales	10,82	Beta 1yr	0,00
P/BV	-16,31	Beta 6m	0,53
		Alfa 2yr	0,00
		Alfa 1yr	0,00
		Alfa 6m	-0,07
Rating	A-AAA 0,00%	Duration	5,00
	B-BBB		
	NR 100,00%		