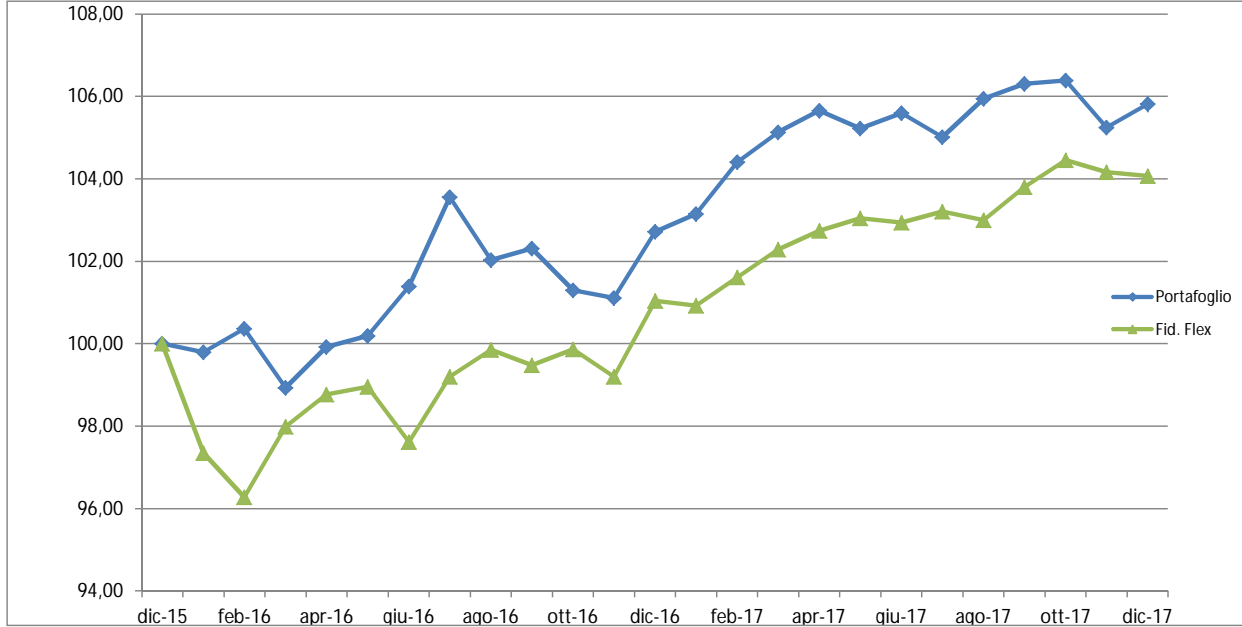


Advisoring su portafoglio flessibile SICAV

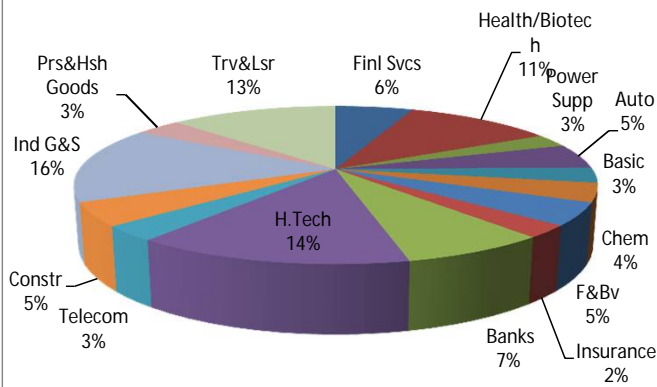
2016
2017

Jan	Febr	March	Apr	May	Jun	Jul	Aug	Sept	Oct	Nov	Dec	Tot. Year	DvSt
-0,20	0,57	-1,43	1,00	0,27	1,20	2,14	-1,47	0,34	-0,99	0,45	1,58	3,46	4,13
0,42	1,22	0,69	0,49	-0,41	0,36	-0,56	0,90	0,33	0,08	-0,80	0,54	3,26	1,83

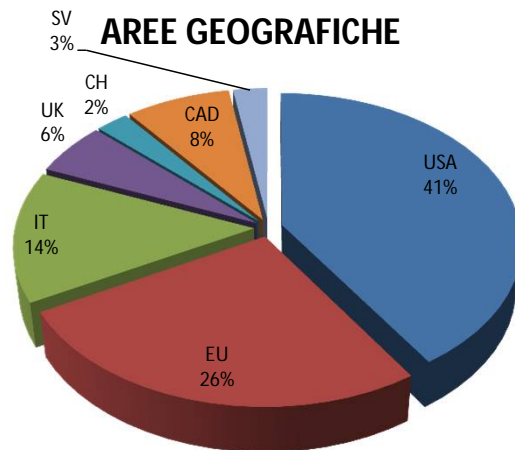


Azioni	48,63	5,36	43,27	USD	23,46
Obbligazioni	0,02	0,00	0,02	EUR	70,51
Commodity	3,45	0,00	3,45	CHF	1,07
Futures	33,62	0,00	33,62	GBP	1,48
Liquidità	8,92	0,00	8,92	SEK	1,48
				CAD	1,99

AREE SETTORIALI



AREE GEOGRAFICHE



Principali 10 titoli

Nome	Settore	Paese	% su portaf
FUTURES	Derivates	IT	33,62
ETF SHORT	Index	EU	9,33
SPDR GOLD	Index	USA	6,00
FRAPORT AG	Trv&Lsr	EU	4,28
CONSTELLATION BRANDS	Food & Bev	USA	3,88
AIR LEASE	Ind G&S	USA	3,85
RAYTHEON	Ind G&S	USA	3,65
ARKEMA	Chemical	EU	3,25
UNICREDIT	Bank	IT	3,18
ZOETIS INC	Health/Biotech	USA	3,15

Valutazione portafoglio

Fondamentali		Fideuram flex	
P/E	29,05	Beta 2yr	0,10
P/Sales	6,89	Beta 1yr	0,14
P/BV	6,73	Beta 6m	0,14
		Alfa 2yr	0,25
		Alfa 1yr	0,31
		Alfa 6m	0,23
Rating	A-AAA	Duration	
	B-BBB		
	NR		